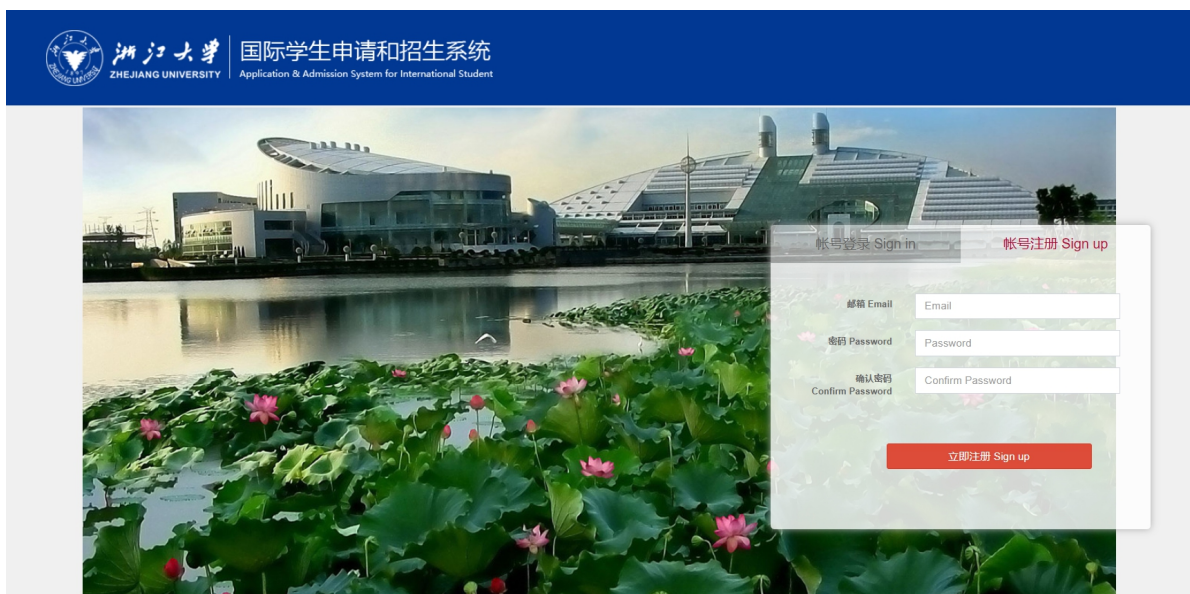


## Instructions for Application Procedure of IDE Master's Degree Program 2021 of International School of Design, Zhejiang University, Ningbo (ZJU-ISD) and Scholarship

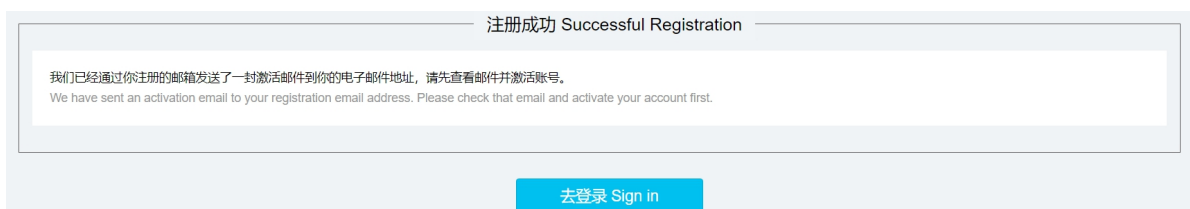
1. Visit Application & Admission System for International Student of Zhejiang University at [http://isinfosys.zju.edu.cn/recruit/register\\_copy.shtml](http://isinfosys.zju.edu.cn/recruit/register_copy.shtml) to sign up



The screenshot shows the registration interface of the Zhejiang University International Student Application and Admission System. The header includes the university's logo and the text '国际学生申请和招生系统' (International Student Application and Admission System). The main content area features a scenic image of a building and a pond. A registration form is overlaid on the image, containing the following fields and buttons:


- 帐号登录 Sign in (Account Login Sign in)
- 帐号注册 Sign up (Account Registration Sign up)
- 邮箱 Email (Email)
- 密码 Password (Password)
- 确认密码 Confirm Password (Confirm Password)
- 立即注册 Sign up (Sign up immediately)

Enter your email address, and set a password containing at least 8 letters and/or digits, re-enter the password to confirm, press “Sign up”.



The screenshot shows the 'Successful Registration' confirmation page. The page has a light blue background and a white box containing the message: "我们已经通过你注册的邮箱发送了一封激活邮件到你的电子邮件地址，请先查看邮件并激活账号。" (We have sent an activation email to your registration email address. Please check that email and activate your account first.) Below the message box is a blue button labeled "去登录 Sign in" (Go to login Sign in).

## 2. Check Out the Email and Activate Account.



Dear User.:

Username : [1570123123@qq.com](mailto:1570123123@qq.com)

Password:123456789

Congratulations. You have successfully registered an account in the Admission System for International Students at Zhejiang University.

Please click the link below to activate your account first, and then log in with your username and password.

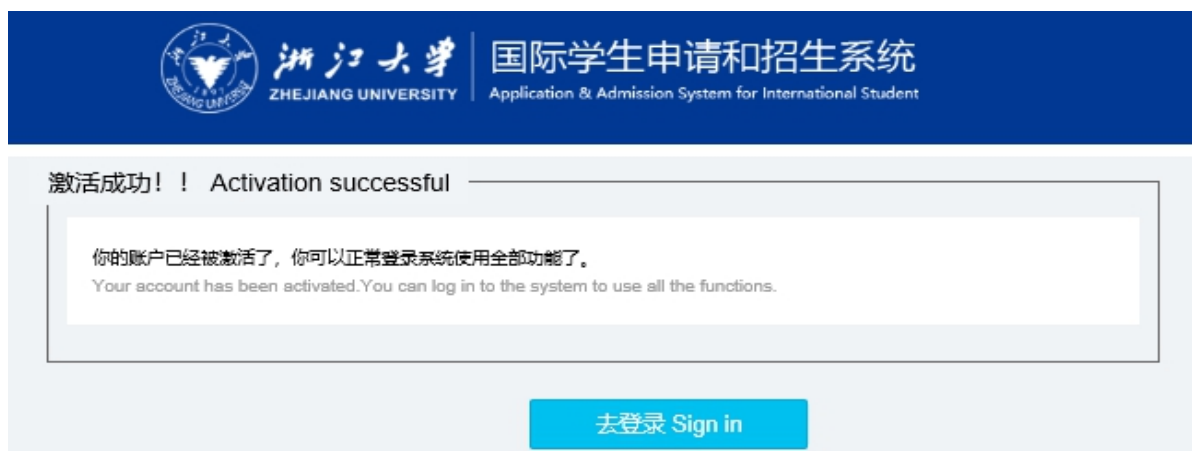
[http://isinfosys.zju.edu.cn:80/recruit/account/active.bi?enc=D1y0SWd9YapynHcIGfFy\\_q20DibkfkUr-nbTWIGDiSU6\\_iYd0hnp1RLJNc\\_BbWBAeiQRd8Y32jipFICYhIpH2s6QH1I1mSubA1eC1oIMoo](http://isinfosys.zju.edu.cn:80/recruit/account/active.bi?enc=D1y0SWd9YapynHcIGfFy_q20DibkfkUr-nbTWIGDiSU6_iYd0hnp1RLJNc_BbWBAeiQRd8Y32jipFICYhIpH2s6QH1I1mSubA1eC1oIMoo)

If you fail to activate your account with the link above, please open the link in a new window.

It's not necessary to do anything to cancel this account if you received this email by system mistake. The account will not be activated.

This email is sent by the system automatically. DO NOT reply directly.

Click on the link in the activation email sent by Zhejiang University to activate your account. You can enter your user name (your registered email address) and password to log in Application & Admission System for International Students of Zhejiang University.



### 3. Log in the Application & Admission System



Enter your registered email address and password, click on “Login”.

### 4. Select Program



Click on “Master’s Degree” .

## 5. Confirm the Type of Program



**特别提醒:请确认你的申请类型**

Beware of being deceived.

☒ 确认申请硕士学习 I am now applying for the Master's Degree Program.

返回 Return    下一步 Next

Select the box, to confirm the application of the Master's Degree Program, then click on "Next".

Note: Applicant is advised to click on "Save & Next" once complete every page to save the input.

## 6. Complete Basic Information Session and Upload ID photo

**\*护照全名 Full Name as shown on your Passport**

**\*姓 Family Name**    **\*名 Given Name**

**\*性别 Gender**  
☒ 男 Male    ☐ 女 Female

**\*出生日期 Date of Birth**    **中文姓名(如有) Name in Chinese Characters (if applicable)**

**\*国籍 Nationality**  
 =请选择 Please Select=

**\*取得国籍时间 Date & Year of Acquiring Citizenship**

**\*出生城市和国家 City And Country Of Birth**

**\*是否有护照 Do you have a passport?**  
☒ 有 yes    ☐ 无 no

**\*护照号码 Passport No.**

**\*护照有效期 Passport Valid Until**  
 passport valid for more than six mon

**\*婚姻状况 Marital Status**  
 =Please Select 请选择=

**\*宗教信仰 Religion**  
 None 无

**\*身高 (厘米) Height (cm)**

**\*健康状况 State of Health**  
 FDF

**\*目前职业或身份 Current Occupation or Status**

**\*本族语言 Native language**

**上传证件照片(二寸,白色底) to upload ID Photo (2-inch, white background)**

Upload file

仅支持500kb以下图片格式 No bigger than 500kb

**For ID photo specification, please refer to the requirements below.**

**Use capital letters.**

**The date and year of acquiring citizenship for single citizenship holder would be their date of birth.**

All applicants MUST meet the following requirements when submitting your ID photo in the online application system:

- 2 inch color ID photo;
- Bareheaded;
- No frame, on white background;
- Head occupying 2/3 of photo size;
- Pixels: no less than 320 \* 240 pixels;
- Aspect Ratio: 4:3;

--Size:between 100KB and 500KB;

--Format: JPG;

For applicants who fail to submit the ID photo which meet the above-mentioned requirements, your application will NOT be able to proceed to the next phase of the admission procedures, so please make sure to provide us with the ID photo as strictly required.

If you have already submitted ID photos in the online application system which do NOT meet the above-mentioned requirements, please send your new ID photo to the corresponding admission email box directly as soon as possible.

申请人家庭信息情况 Family Members of the Applicant + Press “+” for more input.

* 关系 Relationship	* 国籍 Nationality	* 取得国籍时间 Date & Year of Acquiring Citizenship	* 姓名 Name	* 出生日期 Date of Birth
父亲/father	=请选择 Please Select=	<input type="text"/>	<input type="text"/>	<input type="text"/>
* 职业 Employment	* 电话 Tel.	* 地址 Address		
<input type="text"/>	<input type="text"/>	<input type="text"/>		
* 关系 Relationship	* 国籍 Nationality	* 取得国籍时间 Date & Year of Acquiring Citizenship	* 姓名 Name	* 出生日期 Date of Birth
母亲/mother	=请选择 Please Select=	<input type="text"/>	<input type="text"/>	<input type="text"/>
* 职业 Employment	* 电话 Tel.	* 地址 Address		
<input type="text"/>	<input type="text"/>	<input type="text"/>		

The date and year of acquiring citizenship for single citizenship holder would be their date of birth.

Press “Save & Next” every time you complete a page. 保存并下一步 Save & Next

7. Postal Address & Contact Details

永久通信地址和电话 Permanent address and Telephone Number.

\* 国家 Country.

=请选择 Please Select=

\* 城市 City.

\* 电话 Tel.

\* 邮编 Postal Code.

有 Yes

无 No

\* 邮箱 Email.

\* 详细地址 Address.

## 录取通知书邮寄地址及电话 Address to Receive Admission Documents & Tel.

\* 中国国内或国际 Domestic or Abroad

☐ 中国大陆 Mainland China ☐ 中国港澳台地区 Hong Kong, Macao and Taiwan ☒ 国际 International

如果是国际地址,请务必填写英文地址, 否则会影响邮寄

If it is an international address, please fill in the English address, otherwise it will affect the accurate postal delivery.

\* 国家 Country

=请选择 Please Select=

\* 城市 City

\* 电话 Tel.

\* 邮编 Postal Code

\* 收件人 Name of the Receiver

\* 详细地址 Address

请确保6月到9月之间此地址可以收到录取通知书

Please ensure that an Admission documents can be received at this address between June and September.

### 当前联系地址及电话 Current Contact Address & Telephone Number.

\* 国家 Country

=请选择 Please Select=

\* 城市 City

\* 电话 Tel.

\* 邮编 Postal Code ☒ 有 Yes ☐ 无 No

\* 详细地址 Address

Please provide 3 types of postal address and contact numbers, permanent address and telephone number to receive admission notice (please ensure that admission documents can be received at this address between June and September) and your current address and telephone number (provide the information even if they are the same).



## 8. Information of Emergency Contacts and Guarantor in China

\* 是否有在华紧急联系人

Are there any emergency contacts in China?

☒ 有 Yes ☐ 无 No

\* 在华紧急事务联系人

Emergency Contact Person

\* 联系人电话

Emergency Contact Phone Number

\* 联系人地址

Emergency Contact Address

\* 是否有在华担保联系人

Do you have any Guarantor in China?

☒ 有 Yes ☐ 无 No

\* 在华担保事务联系人

Guarantor in China

\* 担保人电话

Phone Number of Guarantor in China

\* 担保人地址

Address of Guarantor in China

Please fill in the information if you have emergency contact person and guarantor in China. If not, you may enter the postal address of the embassy of your country in China or consulate of your country in Ningbo, name and telephone number of your country's ambassador/consul general in China.

## 9. Study Record

\* 最后学历 Highest Academic Degree Obtained:

=请选择 Please Select=

\* 最后学习学校 Final Education Institution:

\* 获得或即将获得的学位 Diploma Obtained or to Obtain:

### 学习经历 Study Record Press “+” for more input.

\* 学校名称 Institution

\* 在校时间 Years Attended (from/to)

From

Year only.

To

\* 主修专业 Field of Study

\* 获得学位 Diploma Obtained

\* 是否曾经在华学习? Have you ever studied in China?

☐ 是 yes ☒ 否 no

\* 在华学习单位 Name of the Institution

\* 学习时间 Learning Time (from/to)

From

startTime

To

endTime

Please fill in as required.

10. Work Experience

工作经历

Work Experience/Employment Record

Press “+” for more input.

\* 是否有工作经历

Do you have any work experience?

有 Yes

无 No

\* 工作单位

Employer

\* 起止时间

Time (from/to)

From

Year only.

To

\* 从事工作

Work Engaged

\* 职务及职称

Title/Posts Held

Please fill in as required.

11. Academic Papers, Writing & Art Works Published

\* 曾发表的主要学术论文、著作及作品

Academic Papers, Writing & Art Works Published:

It is optional, please fill in if you have published any academic papers, writing and art works.

11

12. Language Proficiency

<div><div><div>* 汉语水平 Chinese Proficiency</div><div>不懂 No ability</div></div></div>	<div><div><div>* HSK等级 HSK Level</div><div>无/None</div></div></div>	<div><div><div>* HSK听力分数 HSK Listening Score</div><div></div></div></div>
<div><div><div>* HSK阅读分数 HSK Reading Score</div><div></div></div></div>	<div><div><div>* HSK写作分数 HSK Writing Score</div><div></div></div></div>	<div><div><div>* HSK总分 HSK Total Score</div><div></div></div></div>
<div>Since IDE Program is English taught, you may choose “No ability” for Chinese proficiency, “None” for HSK Level.</div>		
<div><div><div>* 英文水平 English Proficiency</div><div>=请选择 Please Select=</div></div></div>	<div><div><div>* 英语等级 Level</div><div>=请选择 Please Select=</div></div></div>	<div><div><div>* 分数 Mark</div><div></div></div></div>
<div><div><div>其他语言 Other Languages</div><div></div></div></div>		

Please fill in as required.

### 13. Other Experience

**\* 你是否将于2021年3月或6月本科毕业？ Are you going to graduate from your undergraduate program in March or June 2021?**

☒ 是 yes ☐ 否 no

**\* 是否在浙江大学有过学习经历？ Have you ever studied in Zhejiang University?**

☐ 是 yes ☒ 否 no

**\* 你是否正就读于中国大陆的其他高校？ Are you currently studying in a university in mainland China other than Zhejiang University?**

☐ 是 yes ☒ 否 no

**\* 你是否属于以下情况？ Are you in the following situation**

我现在已经在其他大学注册就读，但是如果我被浙江大学录取，我将会终止在目前学校的学业，到浙江大学来重新开始学习。

I am now registered and studying in another university, but if I am admitted to Zhejiang University, I will terminate my studies at the current school and come to Zhejiang University to restart my studies.

☒ 是 yes ☐ 否 no

上一步 Back

保存并下一步 Save & Next

Please select "Yes" or "No" according to the fact.

## 14. Study Plan

<b>* 第一志愿所选学院 First Preference College</b> 软件学院(School of Software Technology)	<b>* 第二志愿所选学院 Second Preference College</b> 软件学院(School of Software Technology)
<b>* 第一志愿专业 First Preference Major</b> 工业设计 (专业学位) (Industrial Design Engineering (Professional) ) (英语授课)(English-taught)	<b>* 第二志愿专业 Second Preference Major</b> 工业设计 (专业学位) (Industrial Design Engineering (Professional) ) (英语授课)(English-taught)
<b>* 学习开始和结束日期</b> Duration of Specified Study Program From 2021-09-0 To 2024-03-3	
<b>* 你能接受的授课语言? Which language of instruction can you accept?</b> <input type="radio"/> 中文 Chinese <input checked="" type="radio"/> 英文 English <input type="radio"/> 中英皆可 Both of Chinese and English	
<b>* 您的中文水平是否达到中文授课的标准? Does your Chinese level reach the standard of Chinese teaching?</b> <input type="radio"/> 是 yes <input checked="" type="radio"/> 否 no	
<b>* 住宿安排 Accommodation</b> The accommodation arrangement is based on the school arrangement. 学校安排 Arranged by University	
上一步 Back	保存并下一步 Save & Next

Please choose “School of Software Technology” as the First and Second Preference College, “Industrial Design Engineering (Professional)(English Taught)” as the First and Second Preference Major.

This is auto-filled by your chosen college and major.

Please choose “Arranged by University”.

Please choose School of Software Technology as the First and Second Preference College, and Industrial Design Engineering (Professional) (English taught) as the First and Second Preference Major. Duration of Specified Study Program is auto-filled based on the First Preference College and Major you select above, manual input is not needed.

## 15. Scholarship Application

\* 你是否想申请奖学金攻读博士学位/硕士学位? Do you want to apply for a scholarship for a doctorate/master's degree?

☒ 是 yes ☐ 否 no Please select "yes".

If yes, please fill in.

\* 申请奖学金类型 Types of scholarship applications

☐ 中国政府奖学金 Chinese Government Scholarship

☒ 浙江大学奖学金 Zhejiang University Scholarship Please select "Zhejiang University Scholarship."

☐ 孔子学院奖学金 Confucius Institute Scholarship

\* 浙江大学奖学金 Zhejiang University Scholarship

\* 你是否想申请“浙江大学A类奖学金”? Do you want to apply for "Zhejiang University Scholarship A"?

☒ 是 yes ☐ 否 no Please select "yes".

\* 如果没有获得“浙江大学A类奖学金”,你是否愿意接受“B类奖学金”? If you don't get "Zhejiang University Scholarship A", are you willing to accept "Zhejiang University Scholarship B"?

☒ 是 yes ☐ 否 no Please select "yes".

\* 如果没有获得奖学金,你是否愿意自费学习? If you fail to obtain any scholarship, are you willing to be a self-supporting student?

☒ 是 yes ☐ 否 no Please press "Download", and print out the form to complete, and sign on the "Applicant's Signature", scan the signed form, upload it in the step of "Documents Upload" of the system, and send it with other supporting materials via email.

浙江大学奖学金申请表 Zhejiang University Scholarship application form: [下载/Download](#)

上一步 Back 保存并下一步 Save & Next

Please select "Zhejiang University Scholarship" as the Type of scholarship application. Please download and print the Zhejiang University Scholarship Application Form to complete. Applicant needs to sign his/her name by handwriting, the application is invalid without applicant's signature; Scan the signed form when complete, and upload it into the system in the step of Documents Upload, after online submission, the form shall be sent along with all other materials to Zhejiang University via email: nbxq010@zju.edu.cn.

## 16. Documents Upload

\* 护照信息页原件 Passport Info Page

Upload file

请上传PDF、JPG格式 Please upload PDF、JPG format.

\* 最后学历证书或预毕业证明 Certificates of Highest Education or Pre-Graduation Certificate

Upload file

选择材料类型 Please select material type:

☒ 毕业证书 Diploma

☐ 预毕业证明 Pre-Graduation Certificate

请上传PDF格式 Please upload PDF format.

\* 本科阶段成绩单 Academic Records of Undergraduate Program

Upload file

请上传PDF格式 Please upload PDF format.

研究生阶段成绩单 Academic Records of Post-graduate Programs

Upload file

请上传PDF格式 Please upload PDF format.

语言水平证明 (汉语、英语) Language Proficiency Certificate (HSK/TOEFL/IELTS/English)

Upload file

请上传PDF格式 Please upload PDF format.

\*refers to mandatory document.

Please select in accordance with your condition.

<p>*推荐信[1](申请研究生时必须提交) Recommendation Letter[1] (For Post-Graduate Programs)</p> <p>Upload file</p> <p>请上传PDF格式 Please upload PDF format.</p>	<p>*推荐信[2](申请研究生时必须提交) Recommendation Letter[2] (For Post-Graduate Programs)</p> <p>Upload file</p> <p>请上传PDF格式 Please upload PDF format.</p>	<p>*学习计划书(申请研究生时需提交) Study Plan (For Post-Graduate Programs Only)</p> <p>Upload file</p> <p>请上传PDF格式 Please upload PDF format.</p>	<p>导师接收意向表 Acceptance Letter from ZJU Professor</p> <p>Upload file</p> <p>请上传PDF格式 Please upload PDF format.</p>	<p>学校奖学金申请表 (仅限申请浙江大学奖学金者) Application Form for University Scholarship (ZJU)</p> <p>Upload file</p> <p>请上传PDF格式 Please upload PDF format.</p>
---	---	--	--	---

<p>中国政府奖学金 (CSC) 申请表 (仅限申请中国政府奖学金者) Application Form for CSC</p> <p>Upload file</p> <p>请上传PDF格式 Please upload PDF format.</p>	<p>其他申请材料 Supplementary Documents</p> <p>Upload file</p> <p>请上传PDF格式 Please upload PDF format.</p>	<p>GRE、NTS-GAT等考试成绩 GRE/NTS-GAT test score</p> <p>Upload file</p> <p>请上传PDF格式 Please upload PDF format.</p>	<p>体检表 (仅限奖学金申请人) Foreigner Physical Examination Form(Scholarship Applicants)</p> <p>Upload file</p> <p>请上传PDF格式 Please upload PDF format.</p>	<p>无犯罪记录证明 (仅限奖学金申请人) Non-Criminal Record Certificate(Scholarship Applicant)</p> <p>Upload file</p> <p>请上传PDF格式 Please upload PDF format.</p>
---	--	---	--	---

国籍材料, 材料要求请详见招生简章  
Document related to Nationality & Citizenship Status (please refer to admission bulletin)

Upload file

请上传PDF格式  
Please upload PDF format

如果你是属于以下情况的申请人, 你需要提供补充材料If you are in the following cases, extra documents MUST be submitted:

- 中国大陆 (内地)、香港、澳门和台湾居民在移民外国后, 作为国际学生申请入学; Applicant who has given up their original Chinese citizenship (including mainland of China, Hong Kong, Macao and Taiwan) and become foreign citizens;
- 申请人在外国出生时取得外国国籍, 出生时父母均为中国公民, 或父母一方为中国公民; Applicant who has acquired foreign citizenship automatically at the time of birth in a foreign country, whose parents are both Chinese citizens, or one of the parents is a Chinese citizen;

上一步 Back

提交申请 Submit

Documents shall be in either Chinese or English, and the size of each attachment shall be no more than 5MB, passport information page can be in PDF or JPG formats, all other materials must be in PDF format,



please upload materials to the corresponding block. Note: The system is unable to save uploaded documents, therefore, please ensure you have completed the application form, and uploaded all materials required by the applications of master's degree program and scholarship, and then click on "Submit".

Note: Applicant who has not got the degree certificate when applying shall provide the pre-graduation certificate first (then provide the academic degree certificates no later than registration).

#### 17. Modify Application at Anytime Before Submission

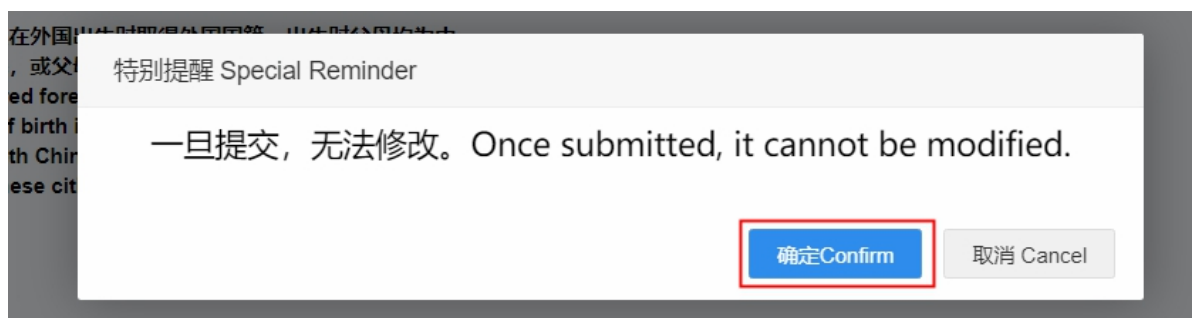
The screenshot displays the user interface of the Zhejiang University Scholarship application system. At the top, there are links to download and print the application forms. Below this, the user's application number is shown as 202109351. The main section is titled '硕士研究生 Master's Degree' and contains six status blocks: 'Online Application Status' (Draft, with a 'Modify' button), 'Registration Fee' (Unpaid), 'Application Materials' (Material not received), 'Admission Status' (Unreviewed), 'Prepaid Tuition' (not open yet), and 'Mailing Status of Admission Notice' (not send yet). At the bottom left, there is a 'Freshman Registration' block (Draft, Not open).

You can log in the system to modify your application and upload additional materials at any time before your application is submitted. An application number is generated by the system before the application is submitted, you could find the number on the upper left corner on the homepage when you log in the system. On the homepage, you can also download and print out the Admission Application Form and Scholarship Application Form for signing and email to Zhejiang University after online submission.

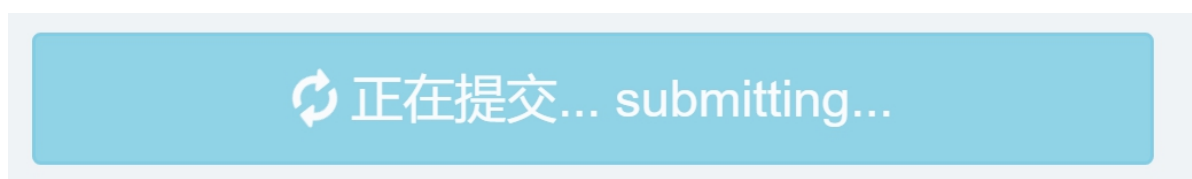
#### 18. Submit Application

The screenshot shows a large blue button with the text '提交申请 Submit' (Submit Application).

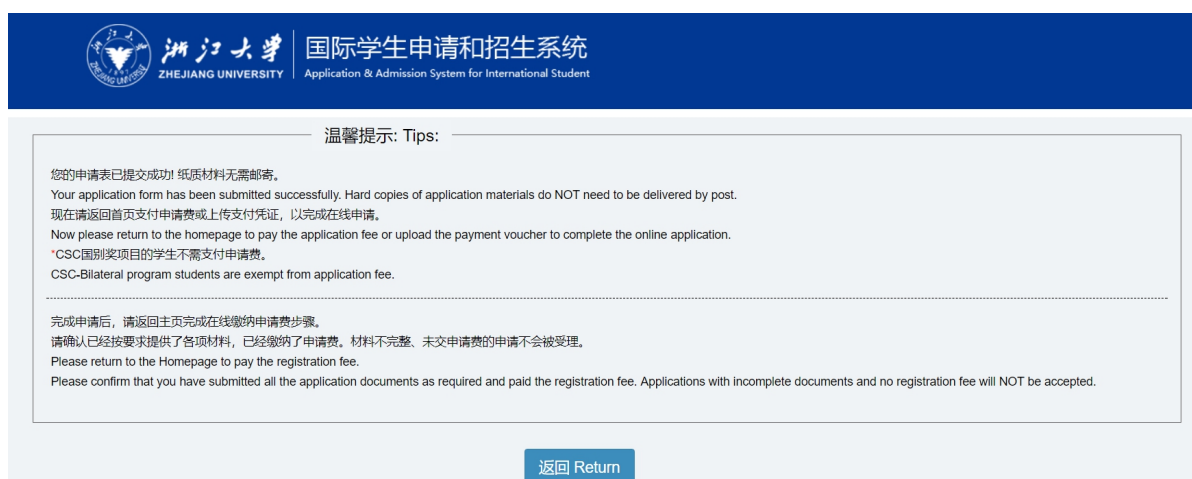
Click on "Submit" only when you complete the application form and upload all materials required by the applications of master's degree program and scholarship.



Note: Once the application is submitted, you cannot modify anything and upload materials for the application. If you confirm, click on “Confirm”, to complete the online submission procedure.



The submission takes a few minutes, please be patient and do not close the webpage during submitting.



Your application and uploaded materials are submitted successfully only if you see this page.

## 19. Email All Materials

Applicant shall send all materials uploaded into the system after online submission, including the signed Admission Application Form and Zhejiang University Scholarship Application Form and all other materials in a ZIP or RAR file via email: nbxq010@zju.edu.cn.